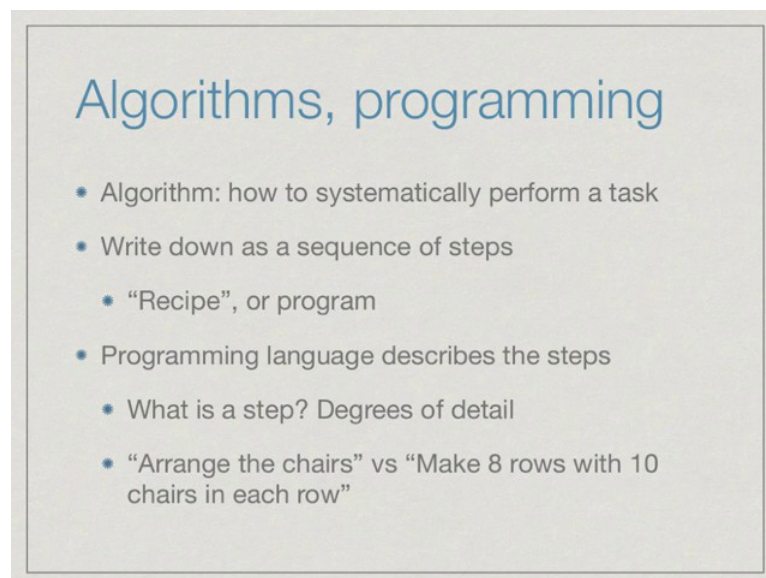


Programming, Data Structures and Algorithms in Python
Prof. Madhavan Mukund
Department of Computer Science and Engineering
Chennai Mathematical Institute, Madras

Week - 01
Lecture - 01
Algorithms and Programming: simple gcd

Welcome to the first lecture on the course on Programming Data Structures and Algorithm in Python.

(Refer slide Time: 00:10)



Let's start with the basic definition of what we mean by an algorithm and what programming is. As most of you probably know, an algorithm is a description of how to systematically perform some task. An algorithm consists of a sequence of steps which can we think of as a recipe in order to achieve something. So, the word recipe of course, comes from cooking where we have list of ingredients and then a sequence of steps to prepare a dish. So, in the same way an algorithm is a way to prepare something or to achieve a given task. So, in the context of our thing, a recipe will is what we call a program. And we write down a program using a programming language. So, the goal of programming language is to be able to describe the sequence of steps that are required

and to also describe how we might pursue different sequences of steps if different things happen in between.

The notion of a step is something that can be performed by whatever is executing the algorithm. Now a program need **not** be executed by a machine **although** that will be the typical context of computer programming where we expect a computer to execute our steps. **A** program could also be executed by a person. For instance, supposing the task at hand is to prepare a hall for a function. So, this will consist of different steps such as cleaning the room, preparing the stage, **making sure** the decorations are up, arranging the chairs and so on. This will be executed by a team of people. Now depending on the expertise and the experience of this group of people, you can describe this algorithm at different levels of detail.

For instance, an instruction such as arrange the chairs would make sense if the people involved **know** exactly what is expected. On the other hand, **if this** is a new group of people who have never done this before; **you** might **need** to describe the step in more detail. For instance, you might want to say that arrange the chairs in the 8 rows and put 10 chairs in each row. So, the notion of a step is subjective, it depends on what we expect of the person or the machine which is executing the algorithm. And in terms of that capability, we describe the algorithm itself.

(Refer slide Time: 02:44)

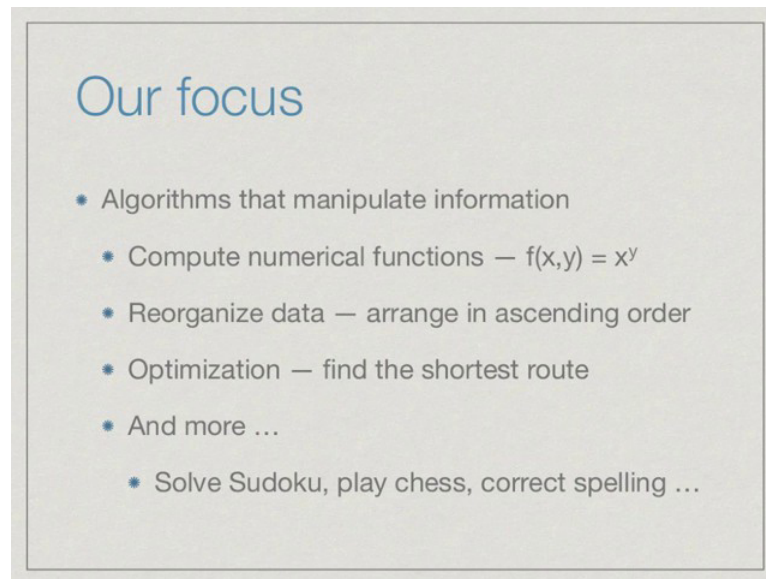
The slide is titled "Our focus" in blue text. To the right of the title, there are handwritten mathematical expressions in blue ink: $\frac{x}{y}$, \sqrt{x} , and $\sqrt[y]{x}$. Below the title, there is a bulleted list:

- Algorithms that manipulate information
- Compute numerical functions — $f(x,y) = x^y$

Our focus in this course is going to be on computer algorithms and typically, these algorithms manipulate information. The most basic kind of algorithm that all of us are familiar with from high school is an algorithm that computes numerical functions. For instance, we could have an algorithm which takes two numbers x and y , and computes x to the power y . So, we have seen any number of such functions in school.

For example, to compute square root of x , so what we do in school is we have complicated way to compute square root of x or we might have x divided by y where we do long division and so on. These are all algorithms, which compute values given one or more numbers they compute the output of this function.

(Refer slide Time: 03:35)



The slide is titled "Our focus" in a blue font. It contains a bulleted list of algorithmic tasks. The first bullet is "Algorithms that manipulate information", which is followed by three sub-bullets: "Compute numerical functions — $f(x,y) = x^y$ ", "Reorganize data — arrange in ascending order", and "Optimization — find the shortest route". The second main bullet is "And more ...", which is followed by a sub-bullet: "Solve Sudoku, play chess, correct spelling ...".

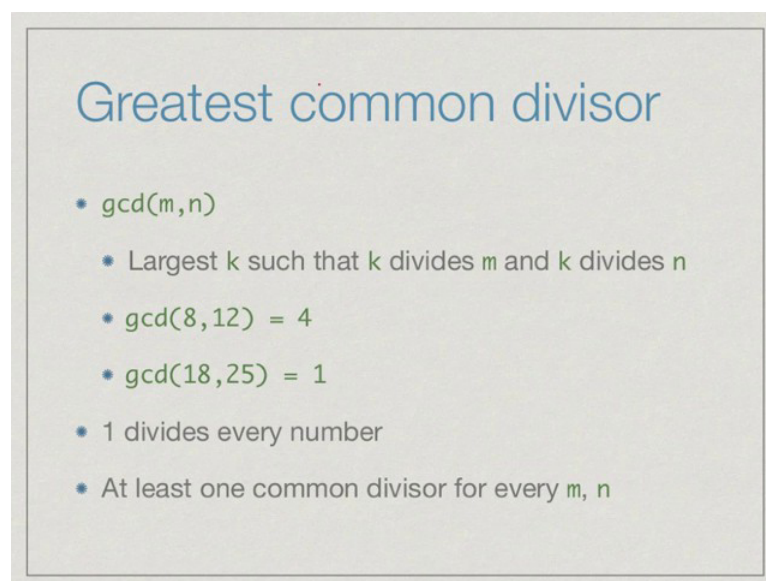
- Algorithms that manipulate information
 - Compute numerical functions — $f(x,y) = x^y$
 - Reorganize data — arrange in ascending order
 - Optimization — find the shortest route
- And more ...
 - Solve Sudoku, play chess, correct spelling ...

But all of us **who** have **used** computers know that many other things also fall within the **realm** of computation. For instance, if we use a spreadsheet to arrange information and then we want to **sort** of column. So, this involves rearranging the items in the column in some order either in ascending order or descending order. So, reorganizing information is also a computational task and we need to know how to do this algorithmically. We also see computation around us in the day today's life. For instance, when we go to a travel booking **site** and we try to book a flight from one city to another city it will offer to arrange the flights in terms of the minimum time or the minimum cost. So, these are optimization problems. This involves also arranging information in a particular way and then computing some quantity that we desire.

In this case, we want to know that **a** we can get from a to b, and b among all the ways we can get from a to b we want the optimum one. And of course, there are many, many more things that we see day today, which are executed by computer programs. We can play games. For instance, we can solve Sudoku or we can play chess against a program. When we use the word processor to type a document or even when we use our cell phones to type sms messages, the computer suggests correction in our spelling.

We will look at some of these things in this course, but the point is to note that a program in our context is anything that looks at information and manipulates it to a given requirement. So, it is not only a question of taking a number in and putting the number out. It could involve rearranging things. It could involve computing more complicated things. It could involve organizing the information in a particular ways, so these computations become more tractable and that is what we call a data structure.

(Refer slide Time: 05:36)



Greatest common divisor

- $\text{gcd}(m, n)$
 - Largest k such that k divides m and k divides n
 - $\text{gcd}(8, 12) = 4$
 - $\text{gcd}(18, 25) = 1$
- 1 divides every number
- At least one common divisor for every m, n

So to illustrate this let us look at the function which most of us have seen and try to understand the algorithmically. So, the property that I want to compute is the greatest common divide divisor of two positive integers m and n . So, as we know a divisor is a number that divides. So k is a divisor of m ; if I can divide m by k and get no reminder. So, the greatest common divisor of m and n must be something which is a common divisor. So, common means it must divide both and it must be the largest of these. So, if the largest k such that k divides m and k also divides m .

For instance, if we look at the number 8 and 12, then we can see that 4 is the factor of 8, 4 is the divisor of 8, 4 is also divisor of 12, another divisor of 12 is 6, but 6 is not a divisor of 8. So, if we go through the divisors of 8 and twelve it is easy to check that the largest number that divides both 8 and 12 is 4. So, gcd of 8 and 12 is 4. What about 18

and 25. 25 is 5 by 5. So, it has only one divisor other than 1 and 25, which is 5. And 5 is not a divisor of 18, but fortunately 1 is a divisor of 18. So, we can say that gcd of 18 and 25 is 1; there is no number bigger than 1 that divides both 18 and 25. Since 1 divides every number, as we saw in the case of 18 and 25, there will always be at least one common divisor among the two numbers.

The gcd will always be well defined; it will never be that we cannot find the common divisor and because all the common divisors will be numbers, we can arrange them from smallest to largest and pick the largest one as the greatest common divisor. So, given any pair of positive number m and n , we can definitely compute the gcd of these two numbers.

(Refer slide Time: 07:39)

Computing $\text{gcd}(m,n)$

- List out factors of m
- List out factors of n
- Report the largest number that appears on both lists
- Is this a valid algorithm?
 - Finite presentation of the “recipe”
 - Terminates after a finite number of steps

So, how would one go about computing gcd of m , n ? So, this is where we come to the algorithmic way, we want to describe the uniform way of systematically computing gcd of m n for any m or any n . So, here is a very simple procedure. It is not the most efficient; we will see better once as we go along. But if we just look at the definition of gcd it says look at all the factors of m , look at all the factor of n and find the largest one which is the factor of both. So, the naive way to do this would be first list out factors of

m, then list out all the factor of second number n and then among these two lists report the largest number that appears in both lists. This is almost literally the definition of gcd.

Now question is does this constitute an algorithm. Well, at a high level of detail if we think of list out factors as a single step, what we want from an algorithm are two things. One is that the description of what to do must be written down in a finite way. In the sense that I should be able to write down the instruction regardless of the value m and n in such a way it can read it and comprehend it once and for all.

Here is very clear, we have exactly three steps right. So, we have three steps at constitute the algorithm so it certainly presented in a finite way. The other requirement of an algorithm is that we must get the answer after a finite number of steps. Of this finite number of steps may be different for different values of m and n, you can imagine that if you have a very small number for n there are not many factors they are the very large number for n you might have many factors. So, the process of listing out the factors of m and n may take a long time; however, we want to be guaranteed that this process will always end and then having done this we will always able to find the largest number that appears in both lists.

(Refer slide Time: 09:45)

Computing $\text{gcd}(m, n)$

- Factors of m must be between 1 and m
- Test each number in this range
- If it divides m without a remainder, add it to list of factors
- Example: $\text{gcd}(14, 63)$
- Factors of 14

1	2	3	4	5	6	7	8	9	10	11	12	13	14
---	---	--------------	--------------	--------------	--------------	---	--------------	--------------	---------------	---------------	---------------	---------------	----

To argue that this process is well defined all we need to realize is that the factors of **m** must be between 1 and m. In other words, we although there are infinitely many different possibility as factors we don't have to look at any number bigger than m, because it cannot go **into m evenly**. So, all we need to do to compute the factors of m is to test every number in range one to m and if it divides m without a remainder, then we add it to list of factors. So, we start with empty list of factors and we consider it on 1, 2, 3, 4 up to m and **for each** such number we check, whether if we divide m by this number we get a remainder of 0 we get a remainder of 0 we **add it** to the list.

Let us look at the concrete example, let us try to compute the gcd of 14 and 63. So, the first step in our algorithm says to compute the factors of 14. So, by our observation above the factors of 14 must lie between one and 14 nothing bigger than 14 can be a factor. So, we start a listing our all the possible factors between one and 14 and testing them. So, we know of course, that 1 will always divide; in this case 2 divides 14, because 14 divided by 2 **is** 7 with no remainder. Now 3 does not divide, 4 does not divide, 5 does not divide, 6 does not divide; but 7 does, because if we divide 14 by 7 we get a remainder of 0. Then again 8 does not divide, nine does not divide and so on.

And finally, we find that the only other factor left is 14 **itself**. So for every number m - 1 and m will be factors and then there may be factors in between.

(Refer slide Time: 11:35)

Computing $\text{gcd}(m, n)$

- Factors of m must be between 1 and m
- Test each number in this range
- If it divides m without a remainder, add it to list of factors
- Example: $\text{gcd}(14, 63)$
- Factors of 14

1	2	7	14
---	---	---	----

So, having done this we have identified that factors of 14 and these factors are precisely the 1, 2, 7 and 14.

(Refer slide Time: 11:40)

Computing $\text{gcd}(14, 63)$

- Factors of 14

1	2	7	14
---	---	---	----
- Factors of 63

1	3	7	9	21	63
---	---	---	---	----	----
- Construct list of common factors
 - For each factor of 14, check if it is a factor of 63
- Return largest factor in this list:

1	7
---	---

gcd

The next step in computing the gcd of 14 and 63 is to compute the factors of 63. So, in the same way we write down the all the numbers from one to 63 and we check which

ones divide. So, again we will find that 1 divides, here 2 does not divide; because 63 is not even, 3 does divide, then we find a bunch of numbers here, which do not divide. Then we find that 7 divides, because 7 9's are 63. Then again 8 does not divide, but 9 does. Then again there are large gap of numbers, which do not divide. And then 21 does divide, because 21 3's are 63. And then finally, we find that the last factor that we have is 63. So, if we go through this systematically from one to 63 crossing out each number which is not a factor we end up with the list 1, 3, 7, 9, 21 and 63.

Having computed the factors of the two numbers 14 and 63 the next step in our algorithm says that we must find the largest factor that appears in both list. So, how do we do this, how do we construct a list of common factors. Now there are more clever ways to do this, but here is a very simple way. We just go through one of the lists say the list of factors of 14 and for each item in the list we check it is a factor of 63.

So, we start with 1 and we say does 1 appear as a factor of 63. It does so we add to the list of common factors. Then we look at 2 then we ask does it appear; it does not appear so we skip it. Then we look at 3 and look at 7 rather and we find that 7 does appear so we add 7. Then finally, we look at 14 and find that 14 does not appear so we skip it. In this way we have systematically gone through 1, 2, 7 and 14 and concluded that of these only 1 and 7 appear in both list.

And now having done this we have a list of all the common factors we computed them from smallest to biggest, because we went to the factors of 14 in ascending order. So, this list will also be in ascending order. So, returning the largest factors just returns the right most factor in this list namely 7. This is the output of our function. We have computed the factors of 14, computed the factors of 63, systematically checked for every factor of 14, whether it is also a factor of 63 and computed the list of common factors here and then from this list we have extracted the largest one and this in fact, is our gcd. This is an example of how this algorithm would execute.

(Refer slide Time: 14:20)

An algorithm for $\text{gcd}(m, n)$

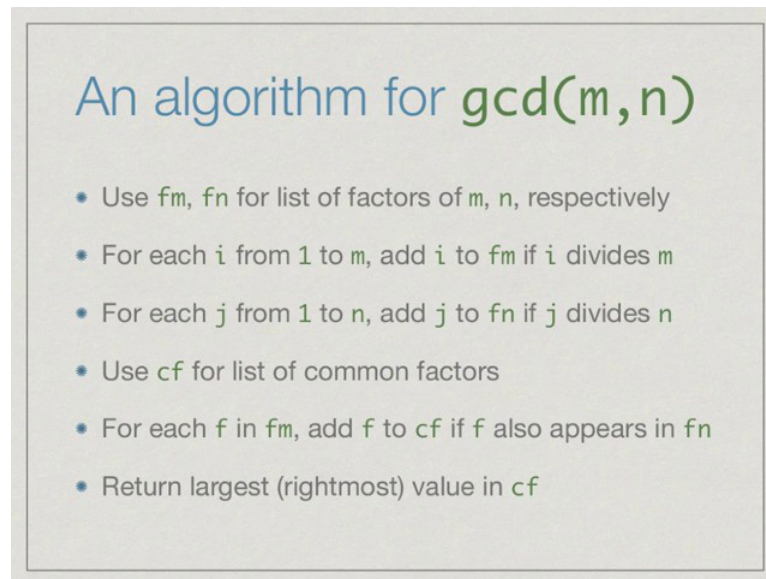
- Use f_m , f_n for list of factors of m , n , respectively
- For each i from 1 to m , add i to f_m if i divides m
- For each j from 1 to n , add j to f_n if j divides n
- Use cf for list of common factors
- For each f in f_m , add f to cf if f also appears in f_n

Handwritten examples in red: $[1, 2, 7, 14]$ under f_m and $[1, 3, 7, 9, 21, 63]$ under f_n .

If you have to write it down in little more detail, then we could say that we need to notice that we need to remember **these lists**, right, and then come back to them. So, we need to compute the factors of 14 keep it side we need to write it down somewhere we need to compute the factor of 63 write it down somewhere and then compare these two lists. So, in other words we need to assign some names to store **these**. Let us call f_m for factors of m and f_n factors of n **as the** names of these lists. So, what we do is that we run through the numbers one to m . And for each i , in this list 1 to m we check, whether i divide m , whether m divided by i as remainder 0 and if so we **add it** to the list factors of m or f_m . Similarly, for each j from 1 to n we check, whether j divides n and if so we **add it** to the list f_n .

Now we have two lists f_m and f_n which are the factors of m and factors of n . Now we want to compute the list of common factors, which we will call cf . So, what we do is for every f that is a factor of a first number, remember in our case was 14 where each f so we ran through 1, 2, 7 and 14 in our case right. So, for each f is list we add **f to the** list of the common factors if it also appears in the other list. So, in the other list if you number is 1, 3, 7, 9, 21 and 63. So, we compare f with this list and if we find it we add it to cf .

(Refer slide Time: 15:58)

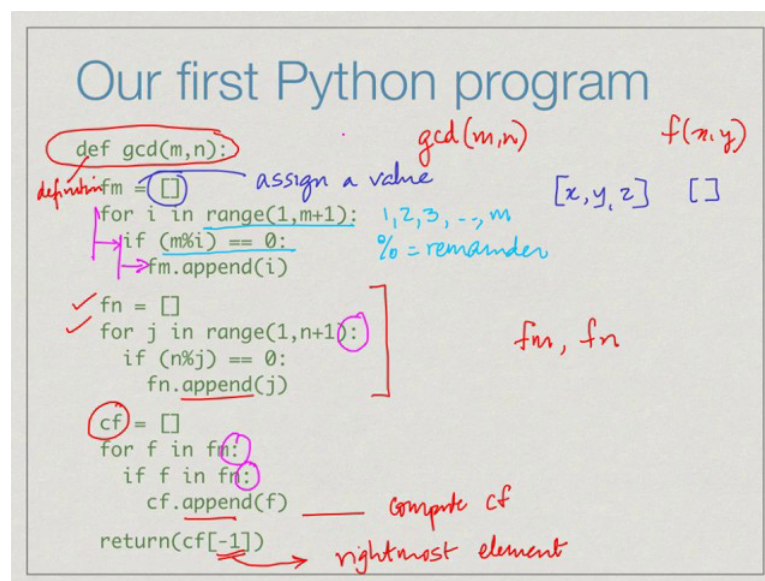


An algorithm for $\text{gcd}(m,n)$

- Use fm , fn for list of factors of m , n , respectively
- For each i from 1 to m , add i to fm if i divides m
- For each j from 1 to n , add j to fn if j divides n
- Use cf for list of common factors
- For each f in fm , add f to cf if f also appears in fn
- Return largest (rightmost) value in cf

And having done this now we want to return the largest value of the list of common factors. Remember that one will always be a common factor. So, the list cf will not be empty. There will be at least one value, but since we add them in ascending order since the list fm and fn , where constructed from 1 to m and 1 to n the largest value will also be the right most value. This gives us a slightly more **detailed** algorithm for gcd . **It** is more or less same as previous one except spells out little more details how to compute the list of factors of **m** and how to compute the list of factors of n and how to compute the largest of common factor between these two lists. So, earlier we had three **abstract** statements now we are expanded out into 6, slightly more detailed statements.

(Refer slide Time: 16:47)



This already gives us enough information to write our first python program. Of course, we will need to learn little more, before we know how to write it, but we can certainly figure out how to read it. So, what this python programming is doing is exactly what we described informally in the previous step. The first thing in the python program is a line which defines the function. So, we are defining a function gcd of m comma n. So, m and n are the two arguments which could be any number like any function. It's like when we read f of x y in mathematics it means x and y are arbitrator values and for every x and y do something depending on the values that we a call the function with. So, this says that this is a definition, so def for definition of a function gcd m, n.

Now the first step is to compute the list of factors of m. In python we write a list using square brackets. So, list is written as x y z and so on. So, the empty list is just an open bracket and a square close bracket. So, we start off with an empty list of factors. So, this equality means assign a value. So, we assign fm the list of factors of m to be the empty list. Now we need to test every value in the range 1 to n.

Now python has a built in function called range, but because of we shall see, because of peculiarity of python this returns not the range you except, but one less. So, if I say give the numbers in the range 1 to n plus 1, it gives me in the range one to m, one up to the

upper limit, but not including the upper limit. So, this will say that `i` takes the values one two three up to `m`. For each of these values of `i`, we check whether this is true. Now percentage is the remainder operation.

It checks whether remainder of `m` divided by `i` is 0. If the remainder of `m` divided by `i` is 0 then we will append `i` to the list `fn`, we will add it to the right append is the English word `which` just means add to the end of the list. So, we append `i` to `n`. So, in this step, we have computed `fm`. This is exactly what we wrote informally in the previous example we just said that for each `i` from 1 to `m` add `i` to `fm` if `i` divides `m` and now we have done it in python syntax. So, we have defined an empty list of factors and for each number in that range we have checked it is a `divisor` and then add it.

And now here we do the exactly the same thing for `n`. So, we start with the empty list of factors of `n` for every `j` in for this range if it `divides` we append it. Now, at this point we have two list `fm` and `fn`. Now, we want to compute the list of common factors. So, we use `cf` to denote the list of common factors. Initially there are no common factors. Now, for every factor in the first list if the factor appears in the second list then we append `it` to `cf`.

So, the same function `append` `is` being use throughout. Just take a list and add a value. Which value? We add the value that we are looking at now `provided` it satisfies the conditions. So, earlier we were adding provided the divisor was 0 uh the remainder was 0, now we are adding `it provided it` appears in both list. For every `f` in the first list if it appears in the second list add it.

After this we have computed `fm`, `cf`. And now we want the right most `element`. So, this is just some python syntax if you see `which` says that instead of, if we start counting from the left then the number the positions in the list are number 0, 1, 2, 3, and 4. But python has a shortcut `which says that` you want to count from the right then we count the numbers `as` minus 1, minus 2 and so on. So, it says return the minus `1'th` element of `cf` which in Python jargon means return the right most element. So, this is the right most `element`.

At this point it is enough to understand that we can actually try and decode this code this program even though we may not understand exactly why we are using colon in some places and why we are pushing something. See notice that are other syntactic things here, so there are for example, you have **these** punctuation **marks**, which are a bit **odd** like these colons. Then you have the fact that this line is indented with respect **to** this line, this line is indented to this line.

These are all features that make python programs a little easier to read and write then programs in other languages. So, we will come to these when we learn python syntax more formally. But **at** this point you should **be** able to convince yourself that this set of python steps is a very faithful rendering of the informal algorithm that we wrote in the previous **slide**.

(Refer slide Time: 22:08)

Some points to note

- Use names to remember intermediate values
 - *m, n, fm, fn, cf, i, j, f*
- Values can be single items or collections
 - *m, n, i, j, f* are single numbers
 - *fm, fn, cf* are lists of numbers

data structure
list

Let us note some points that we can already **deduce** from this particular example. So, the first important point **is** that we need a way to keep track **of** intermediate values. So, we have two names to begin with the names of our arguments *m* and *n*. Then we use these three names to compute this list of factors and common factors and we use other names like *i*, *j* and *f*. In order to run through **these**. We need *i* to run from 1 to *n*. We need *j* to run from 1 to *n*. Of course, we could reuse *i*. But it is okay. We use *f* to run through all